

B302

Swing Gate

Description



Swing gate is developed for high-end users, with safe and efficient, intelligent use, high-quality, sturdy and durable.

DB308 collect industry experience and wisdom of all employees in one for many years, providing users with a complete product solution and quickly create high-quality channel products. We adhere to the customer as the center, we adhere carefully to provide users with high-quality products.

DB308 are designed to enhance security and optimize manpower at your entrance points. These systems will provide you with efficient and elegant control of individual access to your premises. They are straightforward to install, easy to understand and simple to maintain. The products can be widely applied to the following usages, such as industrial enterprises, Living garden, building offices, shops, museums, security installations, prisons, nuclear power plants, airports, railways, seaports, exhibition centers, ski resorts, fitness, and other fields.

Features & Benefits

- ➡ **Safety first:** In the fire or power-off, the door can be free to promote and ensure unimpeded;
- ➡ **Various Interfaces:** I / O, RS232/485, CAN interfaces, which it is convenient to control signal input, and provides convenient centralized fire control interface.
- ➡ **Two working modes:** NC and NO, which is easy to deal with peak and normal use.
- ➡ **Multiple control modes:** There are unidirectional, bidirectional, free passage and authorization passage to meet fully the users' needs, which consist of nine control modes;
- ➡ **Precise positioning:** precise positioning by photoelectric sensors, the work cycle of door is regular and precise positioning to ensure correct position after long work;
- ➡ **Various status information:** It provides operational status of each component, the direction of the status, the prevalent status, abnormal status, etc.
- ➡ **Indicator control:** the indicator is able to show three status of front and back indicator (allow through, no through, system maintenance). Also which show the passage direction and passage status (A to pass, B to pass, no through). According to reasonable indicator control, which is convenient for users to management.
- ➡ **Machine core control:** the two sides machine core work with coordination and synchronization, and the control system provide convenient management functions, the passage controller can control the machine core of all functions and settings of all parameters, which is reasonable for consisting of the various components of the machine core operation flow, and which is more intelligent and safety to design a access control function;
- ➡ **Sensor Analysis:** The sensor got signal which real-time processing and analyzing a person or object for a variety of action, according to the results of analysis are to accurately control the action of machine core, indicator and alarm etc.
- ➡ **Sound output:** Whether it is normal or emergency situation, the sound output can remind passengers and administrators timely and friendly, which cooperate with light and make the perfect effects.
- ➡ **Convenient settings:** With the screen and buttons consist of human-machine interface, the users can quickly and easily query and set channel parameters, no longer totally dependent on the host computer or extremely unfriendly pure key board to query and set parameters. This is not necessary functions, but once experience we believed that no one will forget it is great.
- ➡ **Automatic test:** In the man-machine interface, system provides automatic test function, which can be a well test whether the components to work properly or not;

Technical Data

Size: L1500XW180XH1020(MM)

Material: 304s/s, 1.5mm thickness;

Passage Length: 900MM

Flap material: 10mm PVC material;


Passage width: ≤900mm

Follow grade: 1st Level;

Scope of app: ① ② ③ ④ ⑤

Install environment: Indoor/Outdoor

Scope of application explanation:



Tail level is the logic through passage length which matched sensors and flaps. And we defined as below:

0th level: Anti-clamp, not prevent tail, not prevent shock;

1st level: Anti-tail, anti-clamp, not prevent shock;

2nd level: Anti-tail, prevent clamp people and wheelchair, prevent shock;

The scope of applicability of turnstile:



B302

Swing Gate

Machine core

MECHANISM


- Heavy-duty design for 24 hours continuous application
- Heavy duty pull type
- Indoor or outdoor application
- High durability with industrial parts
- All the running is quiet without any noise and shock

COMMUNICATION

- Dry contact relay with 12 volt or 24 volt pulse
- RS485, or TCP-IP communication with computer

COMMUNICATION

- Dry contact relay with 12 volt or 24 volt pulse
- RS485, or TCP-IP communication with computer



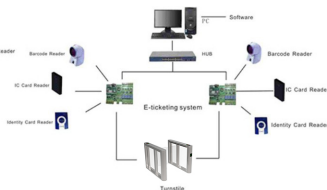
- High durability with industrial parts
- All running is quiet without any noise & shock

Diagram

Access Control System



E-ticketing System



Dimension

Package

Unit : mm

